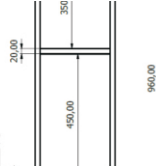
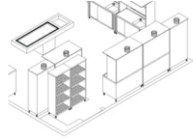


Stainless Steel Furniture





■ Work Tables

Features:

All TIG welded

Exposed areas are finished to match adjacent surfaces

Entire Top is mechanically polished to a satin finish

Material:

All stainless steel type 304

18 gauge stainless steel for top

19 gauge stainless steel for body

Models:

01-0009-01 Work Table with Open Base

01-0009-02 Work Table with Undershef

01-0009-03 Work Table with Enclosed Base, Open Base Style

01-0009-04 Work Table with Enclosed Base, Sliding or Hinged Door Style

01-0009-05 Work Table with Drawer

01-0009-06 Work Table with Enclosed Base, Hinged Door Style with Drawer

01-0009-07 Work Table with Open Base, Back Splash

01-0009-08 Work Table with Undershef, Back Splash

01-0009-09 Work Table with Enclosed Base, Open Base Style, Back Splash

01-0009-10 Work Table with Enclosed Base, Sliding or Hinged Door Style, Back Splash

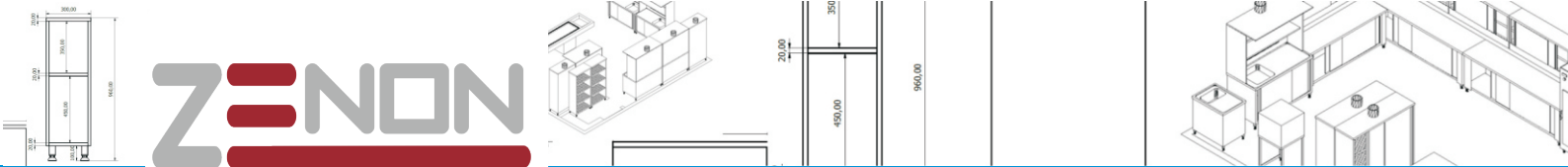
01-0009-11 Work Table with Drawer, Back Splash

01-0009-12 Work Table with Enclosed Base, Hinged Door Style with Drawer, Back Splash

Dimensions

1200x600x850mm (WxDxH)





■ Mayo Table



Features:

All TIG welded

Exposed areas are finished to match adjacent surfaces

Entire Top is mechanically polished to a satin finish

Ships standard on three casters; front two casters are braking

Material:

All stainless steel type 304

18 gauge stainless steel for top

19 gauge stainless steel for body

Models:

01-0011-01 Mayo Table, Mechanic

01-0011-02 Mayo Table, Hydrolic

Dimensions

800x500x750-1150mm (WxDxH)

■ Instrument Table

Features:

All TIG welded

Exposed areas are finished to match adjacent surfaces

Entire Top is mechanically polished to a satin finish

Ships standard on four casters; front two casters are braking

Material:

All stainless steel type 304

18 gauge stainless steel for top

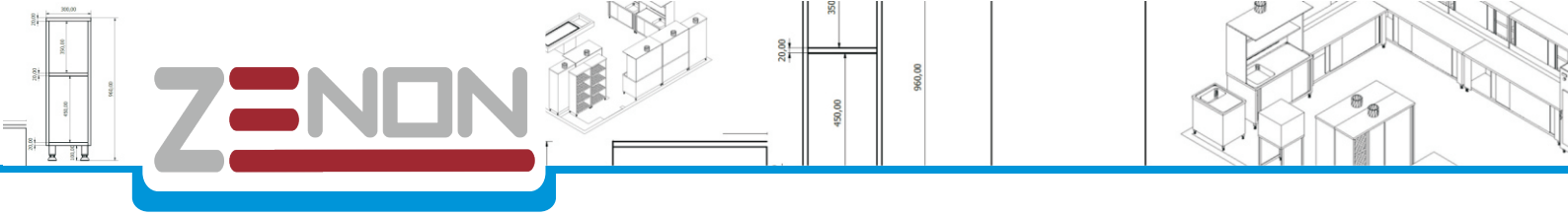
19 gauge stainless steel for body

Models:

01-0012-01 Instrument Table

01-0012-02 Instrument Table with Drawer





■ Instrument Trolley

Features:

- All TIG welded
- Exposed areas are finished to match adjacent surfaces
- Entire Top is mechanically polished to a satin finish
- Ships standard on four casters; front two casters are braking

Material:

- All stainless steel type 304
- 18 gauge stainless steel for top
- 19 gauge stainless steel for body

Models:

01-0013 Instrument Trolley

Dimensions

800x500x900mm (WxDxH)



■ Shelf System

Features:

- All TIG welded
- Exposed areas are finished to match adjacent surfaces
- Entire Top is mechanically polished to a satin finish
- Ships optionally on four casters; front two casters are braking

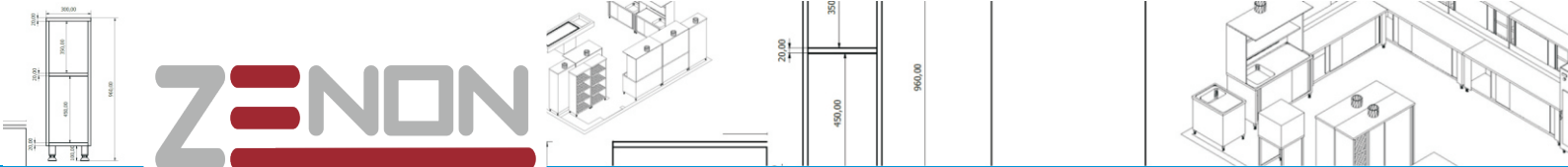
Material:

All stainless steel type 304

Models:

01-0015 Shelf System





■ Scrub Sinks

Features:

All TIG welded

Exposed areas are finished to match adjacent surfaces

Entire Top is mechanically polished to a satin finish

Material:

All stainless steel type 304

18 gauge stainless steel for top

19 gauge stainless steel for body

Models:

01-0014-01 Scrub Sink, Single

01-0014-02 Scrub Sink, Double

01-0014-03 Scrub Sink, Triple

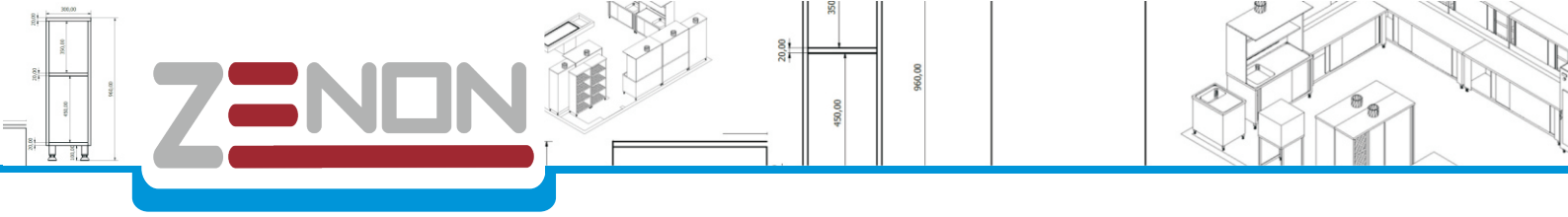
Dimensions

01-0014-01 1800x700x1250mm (WxDxH)

01-0014-02 1600x700x1250mm (WxDxH)

01-0014-03 1800x700x1250mm (WxDxH)





■ IV Stand

Features:

- All TIG welded
- Exposed areas are finished to match adjacent surfaces
- Entire Top is mechanically polished to a satin finish
- Ships standard on four casters; front two casters are braking

Material:

All stainless steel type 304

Models:

01-0016 IV Stand



■ Falcate Table

Features:

- All TIG welded
- Exposed areas are finished to match adjacent surfaces
- Entire Top is mechanically polished to a satin finish
- Ships standard on six casters; front three casters are braking

Material:

- All stainless steel type 304
- 18 gauge stainless steel for top
- 19 gauge stainless steel for body

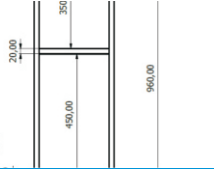
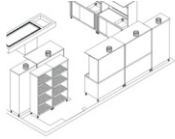
Models:

01-0010 Falcate Table

Dimensions

1700x4500x1000mm (WxDxH)





■ Operating Theatre Cupboard

Features:

All TIG welded

Exposed areas are finished to match adjacent surfaces

Entire Top is mechanically polished to a satin finish

Material:

All stainless steel type 304

Models:

01-0018 Operating Theatre Cupboard

Dimensions

1000x450x1800mm (WxDxH)

■ Medicine and Equipment Cupboard

Features:

All TIG welded

Exposed areas are finished to match adjacent surfaces

Entire Top is mechanically polished to a satin finish

Material:

All stainless steel type 304

18 gauge stainless steel for top

19 gauge stainless steel for body

Models:

01-0017 Medicine and Equipment Cupboard

Dimensions

1000x500x1800mm (WxDxH)



■ Cap, Bonnet and Mask Cupboard

Features:

All TIG welded

Exposed areas are finished to match adjacent surfaces

Entire Top is mechanically polished to a satin finish

Material:

All stainless steel type 304

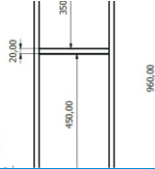
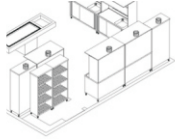
Models:

01-0019 Cap, Bonnet and Mask Cupboard

Dimensions

650x420x1500mm (WxDxH)





■ Medical Waste Collection Trolley

Features:

- All TIG welded
- Exposed areas are finished to match adjacent surfaces
- Entire Top is mechanically polished to a satin finish
- Ships standard on four casters; front two casters are braking

Material:

All stainless steel type 304

Models:

01-0020 Medical Waste Collection Trolley

Dimensions

1200x600x1200mm (WxDxH)



■ Foot Step

Features:

- All TIG welded
- Exposed areas are finished to match adjacent surfaces
- Entire Top is mechanically polished to a satin finish

Material:

All stainless steel type 304

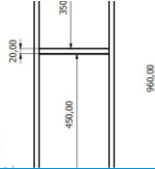
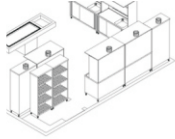
Models:

- 01-0021-01 Foot Step, Single
- 01-0021-02 Foot Step, Double

Dimensions

- 01-0021-01 1600x300x200mm (WxDxH)
- 01-0021-02 600x600x400 mm (WxDxH)





■ Slipper Trolley

Features:

All TIG welded

Exposed areas are finished to match adjacent surfaces

Entire Top is mechanically polished to a satin finish

Ships standard on four casters; front two casters are braking

Material:

All stainless steel type 304

Models:

01-0022 Slipper Trolley

Dimensions

1500x550x1800mm (WxDxH)

■ Collection Bin

Features:

All TIG welded

Exposed areas are finished to match adjacent surfaces

Entire Top is mechanically polished to a satin finish

Material:

All stainless steel type 304

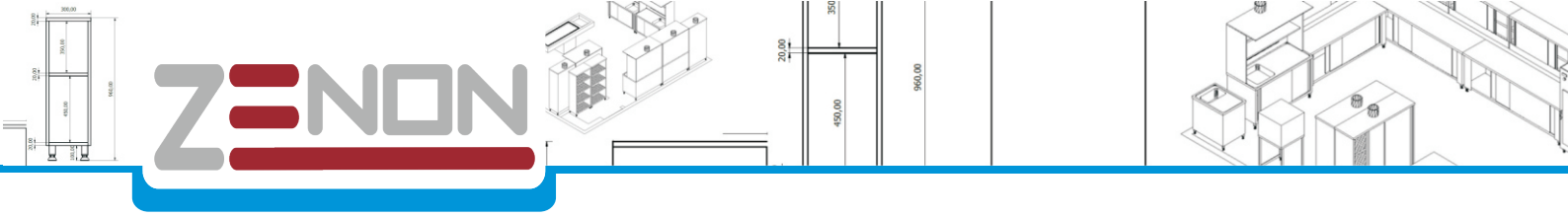
Models:

01-0023 Collection Bin

Dimensions

1200x600x900mm (WxDxH)





■ Mobile Drawer Cabinet

Features:

- All TIG welded
- Exposed areas are finished to match adjacent surfaces
- Entire Top is mechanically polished to a satin finish
- Ships standard on four casters; front two casters are braking

Material:

- All stainless steel type 304
- 18 gauge stainless steel for top
- 19 gauge stainless steel for body

Models:

- 01-0024 Mobile Drawer Cabinet

Dimensions

- 550x450x700mm (WxDxH)



■ Anesthesia Table

Features:

- All TIG welded
- Exposed areas are finished to match adjacent surfaces
- Entire Top is mechanically polished to a satin finish

Material:

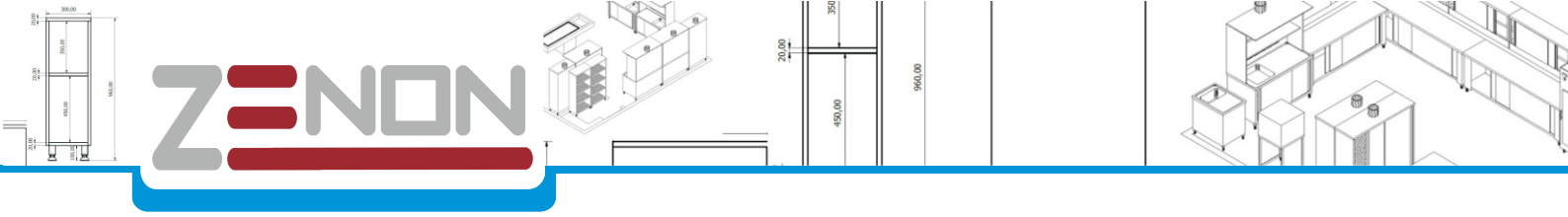
- All stainless steel type 304

Models:

- 01-0025-01 Anesthesia Table with Drawers

Dimensions

- 800x500x900mm (WxDxH)



■ Mobile Bowl

Features:

- All TIG welded
- Exposed areas are finished to match adjacent surfaces
- Entire Top is mechanically polished to a satin finish
- Ships standard on five casters; front two casters are braking

Material:

All stainless steel type 304

Models:

01-0026 Mobile Bowl



■ Linen Trolley

Features:

- All TIG welded
- Exposed areas are finished to match adjacent surfaces
- Entire Top is mechanically polished to a satin finish
- Ships standard on four casters; front two casters are braking

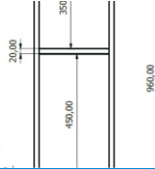
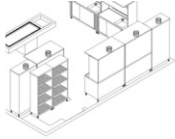
Material:

All stainless steel type 304

Models:

01-0027 Linen Trolley





■ Sink Units

Features:

All TIG welded

Exposed areas are finished to match adjacent surfaces

Entire Top is mechanically polished to a satin finish

Material:

All stainless steel type 304

18 gauge stainless steel for top

19 gauge stainless steel for body

Models:

01-0028-01 Sink Unit, Single Bowl, Open Base

01-0028-02 Sink Unit, Single Bowl, Enclosed Base

01-0028-03 Sink Unit, Double Bowl, Open Base

01-0028-04 Sink Unit, Double Bowl, Enclosed Base

Dimensions

01-0028-01 1800x650x850mm (WxDxH)

01-0028-02 1500x650x850mm (WxDxH)

01-0028-03 800x650x850mm (WxDxH)

01-0028-04 1500x650x850mm (WxDxH)



■ Utility Cart

Features:

All TIG welded

Exposed areas are finished to match adjacent surfaces

Entire Top is mechanically polished to a satin finish

Ships standard on four casters; front two casters are braking

Material:

All stainless steel type 304

18 gauge stainless steel for top

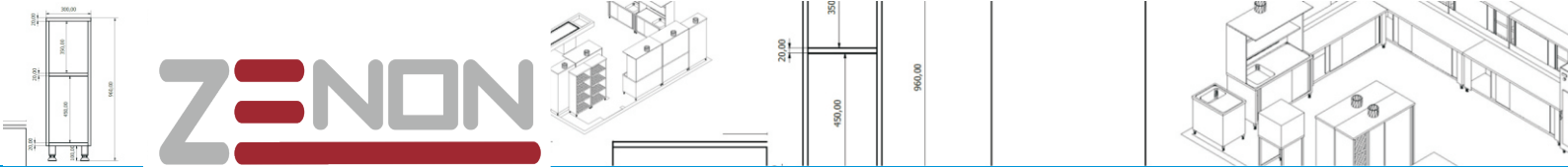
19 gauge stainless steel for body

Models:

01-0030 Utility Cart

Dimensions

800x500x900mm (WxDxH)



■ Linen Inspection Table



Features:

All TIG welded

Exposed areas are finished to match adjacent surfaces

Entire Top is mechanically polished to a satin finish

Material:

All stainless steel type 304

Models:

01-0031 Linen Inspection Table

Dimensions

2000x800x900mm (WxDxH)

■ Tray Trolley

Features:

All TIG welded

Exposed areas are finished to match adjacent surfaces

Entire Top is mechanically polished to a satin finish

Ships standard on four casters; front two casters are braking

Material:

All stainless steel type 304

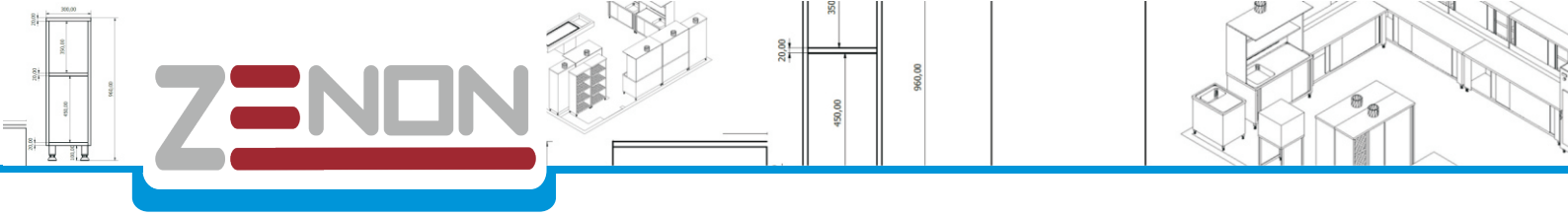
Models:

01-0032 Tray Trolley

Dimensions

450x620x1600mm (WxDxH)





■ Resting Table

Features:

All TIG welded

Exposed areas are finished to match adjacent surfaces

Entire Top is mechanically polished to a satin finish

Material:

All stainless steel type 304

18 gauge stainless steel for top

19 gauge stainless steel for body

Models:

01-0034 Resting Table

Dimensions

2200x800x900mm (WxDxH)



■ Laundry Trolley



Features:

All TIG welded

Exposed areas are finished to match adjacent surfaces

Entire Top is mechanically polished to a satin finish

Ships standard on four casters; front two casters are braking

Material:

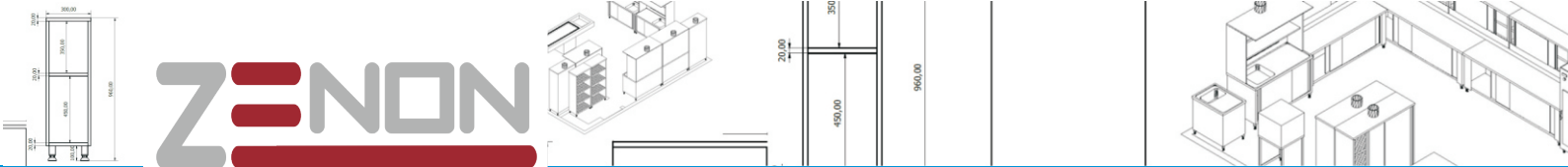
All stainless steel type 304

Models:

01-0035 Laundry Trolley

Dimensions

550x1100x1000mm (WxDxH)



■ Endoscope Storage Cabinet

Features:

All TIG welded

Exposed areas are finished to match adjacent surfaces

Entire Top is mechanically polished to a satin finish

Material:

All stainless steel type 304

Models:

01-0036 Endoscope Storage Cabinet

Dimensions

700x400x2200mm (WxDxH)



■ Grab Bar

Features:

All TIG welded

Exposed areas are finished to match adjacent surfaces

Entire Top is mechanically polished to a satin finish

Material:

All stainless steel type 304

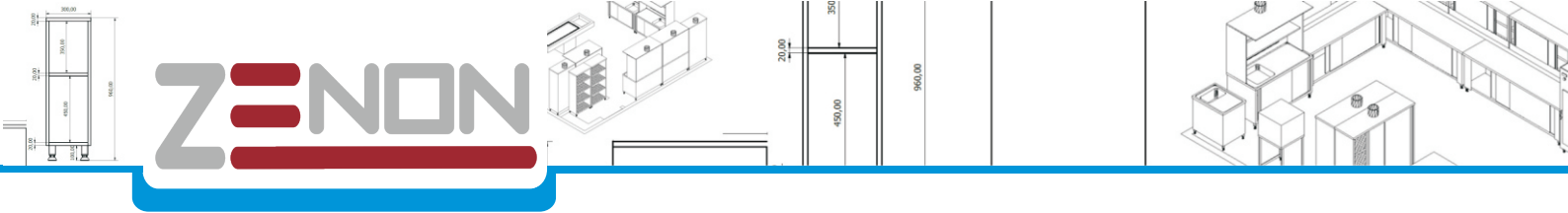
Models:

01-0037 Grab Bar

Dimensions

600x30mm





■ Instrument Stand

Features:

All TIG welded

Exposed areas are finished to match adjacent surfaces

Entire Top is mechanically polished to a satin finish

Ships standard on four casters; front two casters are braking

Material:

All stainless steel type 304

18 gauge stainless steel for top

19 gauge stainless steel for body

Models:

01-0039 Instrument Stand



■ Wall Cupboard

Features:

All TIG welded

Exposed areas are finished to match adjacent surfaces

Entire Top is mechanically polished to a satin finish

Material:

All stainless steel type 304

Models:

01-0040 Wall Cupboard

Dimensions

1200x350x600mm (WxDxH)





ZENON

DES Sanayi Sitesi 104 Sk. B9 Blok No:14
Umraniye, Istanbul- TURKEY

Phone : +90 216 420 24 00
Fax : +90 216 365 40 89

E-Mail : info@zenonmed.com
www.zenonmed.com